

FASTCASE USER GUIDE

2015 Edition



LEGAL RESEARCH? THERE'S AN APP FOR THAT!

Fastcase for iPhone®, iPad®, and Android® devices



Fastcase's free mobile applications use smart search technology from Fastcase's full-featured legal research application. Mobile technology is the future, and the Fastcase App is your best on-the-go tool putting the law in your hands. Get the leading mobile legal technology by downloading Fastcase to your mobile device today!

Visit www.fastcase.com/iphone, www.fastcase.com/ipad, or www.fastcase.com/android for more information.
Visit www.fastcase.com/mobile-sync for instructions on how to sync your mobile account with your desktop account.

TABLE OF CONTENTS

1. Getting started
2. Search for documents
 - a. Search types
 - b. Selecting a jurisdiction
 - c. Browsing statutes using Outline View
3. Viewing documents
 - a. Navigating within a document
 - b. Copy and paste
4. Customizing your caselaw search results
 - a. Filtering by jurisdiction
 - b. Sorting case results
 - c. Relevance score
5. Printing & Downloading
 - a. Printing a single document
 - b. Batch printing
6. Personalized features
 - a. Recently searched jurisdictions
 - b. Last ten searches
 - c. My Library
7. Using Authority Check
8. Using the Interactive Timeline
9. Using Forecite
10. Transactional search options
11. Additional assistance

1 | GETTING STARTED

Logging In

- If you are a free trial user or you have purchased a subscription directly from Fastcase, log in at www.fastcase.com/login using your email address as your username and the password you created at signup.
- If you access Fastcase through a bar or other membership association, log in to Fastcase by visiting your association's website, logging in with your bar association credentials, and clicking on the Fastcase link or logo.

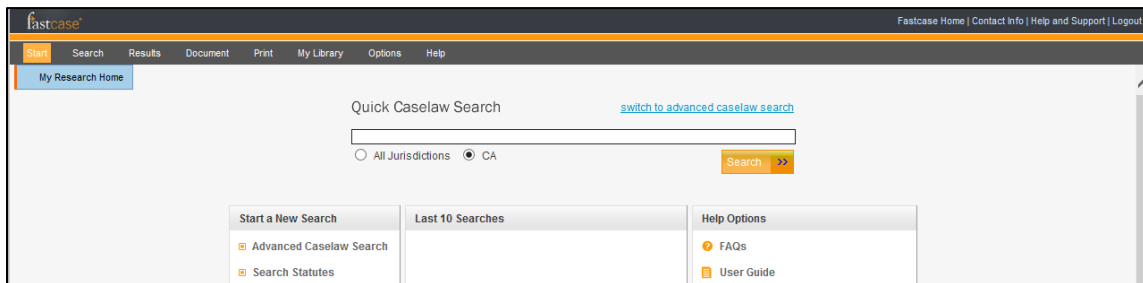
Password

- If you are a retail subscriber, then you can change your Fastcase password by going to the "Options" menu, then selecting "Account Settings."
- Bar association subscribers: Your log in information is controlled and maintained by your bar association. Contact the association directly for assistance.

Personalized Start Page

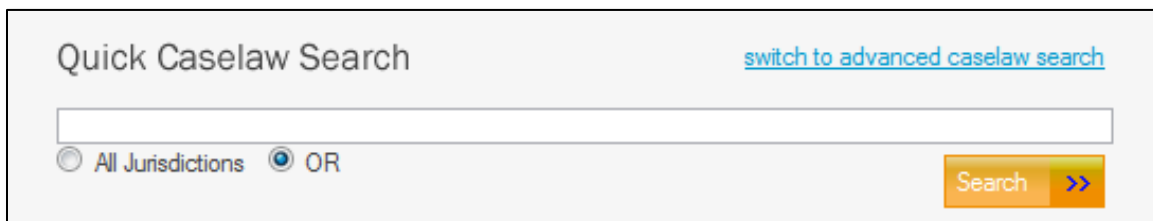
Your research begins on a personalized start page, called the **Quick Caselaw Search** page. On this page, you will find your recent search history, hyperlinks to all of our integrated and transactional search options as well as our customer support and training resources.

You can always navigate back to this page by selecting "My Research Home" from the "Start" menu.



Quick Caselaw Search

Quickly pull up a case you already have in mind using Quick Caselaw Search. Use a case citation or enter in a keyword search.



For more involved research projects, go directly to Advanced Caselaw Search.

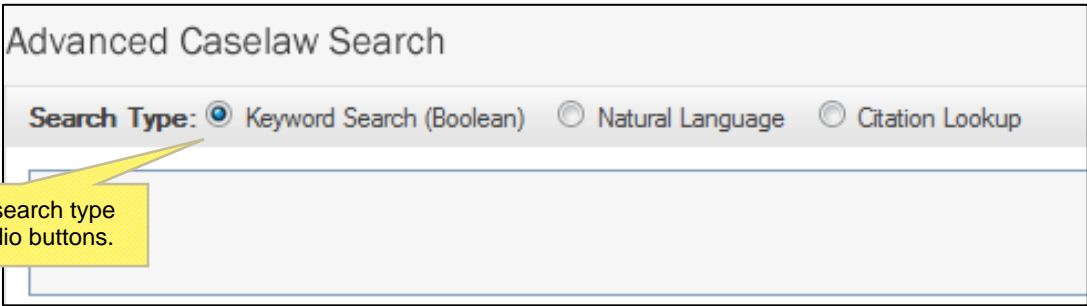
Advanced Caselaw Search

Advanced Caselaw Search is our full-featured search function. From there you can perform three different types of searches: Keyword Search, Natural Language Search or Citation Lookup.

2 | SEARCH FOR DOCUMENTS

Searching for Caselaw

There are three ways to search for cases on Fastcase: by Keyword, Natural Language or Citation Lookup.



Advanced Caselaw Search

Search Type: Keyword Search (Boolean) Natural Language Citation Lookup

Select your search type using the radio buttons.

KEYWORD SEARCH (with Boolean operators)

Searching by Keyword using Boolean operators is the most powerful and flexible way to search for electronic information. It is also very easy to use. Fastcase uses the standard Boolean operators described below:

OPERATOR	EXAMPLE	DESCRIPTION
AND, &	copyright AND preemption	Results must contain <i>both</i> the words “copyright” and “preemption”
OR	landlord OR lessor	Results must contain <i>either</i> the word “landlord” <i>or</i> the word “lessor.” (They may contain both words).
NOT	vehicle NOT car	Results <i>must contain</i> the word “vehicle” but <i>must not contain</i> the word “car.”
w/3, /3	capital w/3 punishment	Results must contain the word “capital” within 3 words of the word “punishment.” You must specify a number for how far apart the terms may found.
*	litig*	Results must contain some variation of the stem “litig” such as litigation, litigated, litigator, etc.
?	advis?r	The ? works as a single letter wildcard. Results must contain some variation of the word advis_r, such as adviser or advisor.
“ ”	“felony murder”	Results must contain the precise phrase “felony murder.”
()	(security OR pledge) AND assignment	Parentheses are used to define the order of operations when you use multiple Boolean operators.

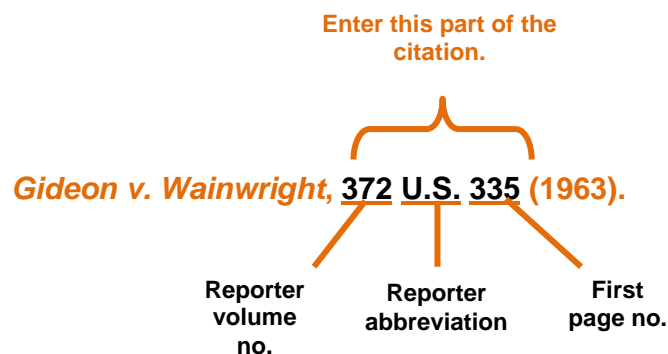
The operators are also available in the Show Search Tips box in the Advanced Caselaw Search page.

Here are a few more things to keep in mind when you are performing a keyword search on Fastcase:

- Our search engine automatically **omits certain common words** (e.g., the, it, etc.) from your query. The search runs more efficiently without these common “noise” words.
- Fastcase uses an “implied AND” operator. This means that if there are multiple words in your search query and you do not specify a Boolean operator to connect them, Fastcase will treat your search as if you had placed an “AND” between each term. For example, if you type: **summary judgment order**, Fastcase will read that as: **summary AND judgment AND order**. Only cases containing ALL of those terms will be returned as results.
- At the moment, our search engine will accommodate a search up to **500 words long**. For the purposes of search length, a Boolean operator counts as a word.

CITATION LOOKUP

- Pull up a case using the reporter citation by entering the reporter volume number, the reporter abbreviation, and the first page number.
- This type of search works in both Quick Caselaw Search and Advanced Caselaw Search.



NATURAL LANGUAGE SEARCH

Natural language searches are much less precise than Keyword searches, but they are good place to start if you are new to legal research, or if you are delving into a new area of the law. There are a few important aspects of a natural language search that you should bear in mind:

- The results are the cases with the highest relevance scores based on your overall mix of search terms.
- Your search results may not contain each and every one of your search terms.

SELECT A SPECIFIC JURISDICTION FOR YOUR SEARCH

- Scroll down to the middle of the Advanced Caselaw Search page to the heading **Select Jurisdiction**.
- Select one of the groups of jurisdictions listed, or to specify a specific court or state, select **Individual Jurisdictions**.
- Expand any category under Individual Jurisdictions by clicking on the plus sign. States are listed under the **State Supreme and Appeals Courts** category.
- Check the box next to the name of the state or court you wish to select.
- You can select as many courts as you would like and you can select courts across different levels and jurisdictions.

The screenshot shows the fastcase website's search interface. At the top, there is a navigation bar with links for Start, Search, Results, Document, Print, My Library, Options, and Help. Below this is a section titled "Select Jurisdictions" which is split into two columns: "Select Jurisdictions" and "Recently Searched Jurisdictions".

The "Select Jurisdictions" column contains radio buttons for "All Jurisdictions", "All Federal Appellate", "All State", "All District Courts", and "All Bankruptcy Courts". The "Recently Searched Jurisdictions" column contains radio buttons for "WI", "AR", "FL", and "IA".

Below these columns is a section for "Individual Jurisdictions..." which is expanded to show several categories with plus signs: "U.S. Supreme Court and U.S. Courts of Appeal", "U.S. District Courts", "U.S. Bankruptcy Courts", and "State Supreme and Appeals Courts".

The "State Supreme and Appeals Courts" category is expanded to show a grid of checkboxes for various states: Alabama, Alaska, Arizona, Arkansas, California, Colorado, Connecticut, Delaware, District of Columbia, Florida, Georgia, Hawaii, Idaho, Illinois, Indiana, Iowa, Kansas, Kentucky, Louisiana, Maine, Maryland, Massachusetts, Michigan, Minnesota, Mississippi, Missouri, Montana, Nebraska, Nevada, New Hampshire, New Jersey, New Mexico, New York, North Carolina, North Dakota, Ohio, Oklahoma, Oregon, Pennsylvania, Rhode Island, South Carolina, South Dakota, Tennessee, Texas, Utah, Vermont, Virginia, Washington, West Virginia, Wisconsin, and Wyoming.

At the bottom of the section, there are two buttons: "Select All" (with a checkmark icon) and "Clear All" (with a minus sign icon).

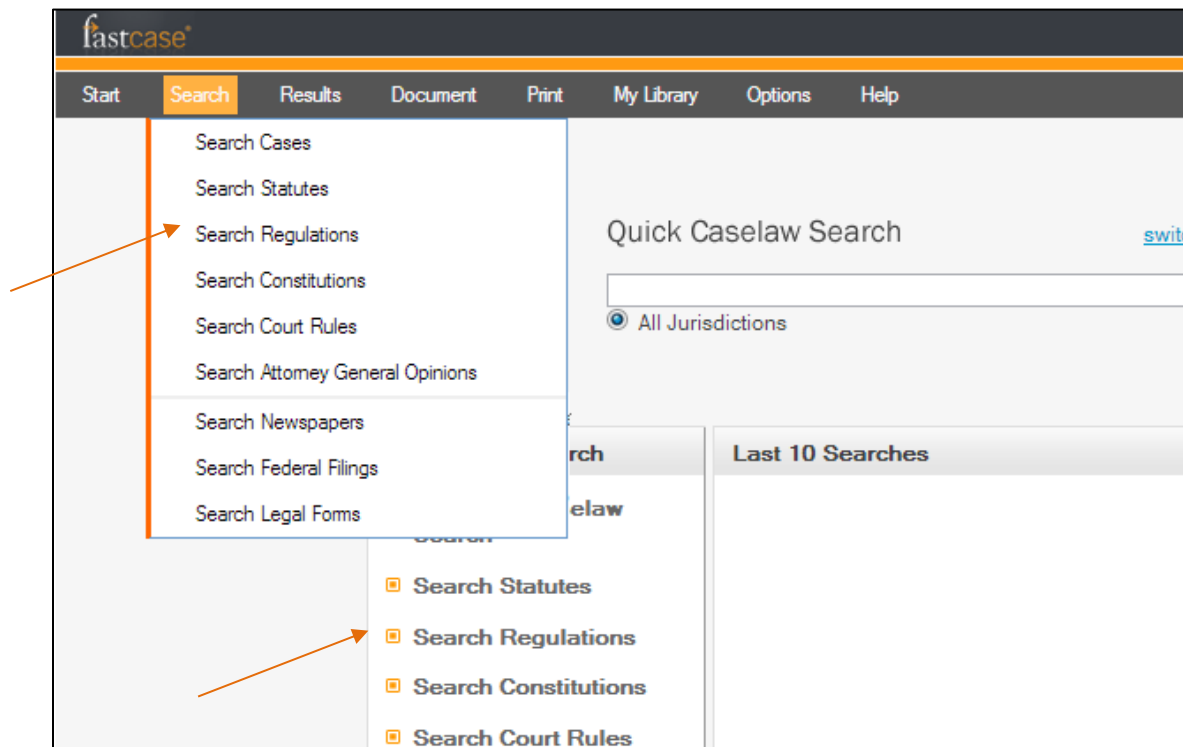
Searching for Statutes, Regulations, Constitutions and Court Rules

Fastcase also includes statutes, regulations, court rules and constitutions from nearly all fifty states and the District of Columbia. In most cases, we have incorporated the content into our database so that you can browse and search the relevant statute, regulation, court rule or constitution within Fastcase.

In some cases, Fastcase provides hyperlinks to the free official versions of these resources from the Web as a convenience for our subscribers. Collecting them all in one place allows you to find these resources quickly without having to search for them each time.

Select a Type of Document

- Begin your search by selecting the type of document you want to search from the “Search” menu or the “Start a New Search” panel on the Quick Caselaw Search page.



Statutes

- Next, select a jurisdiction for the type of document you would like to search.

The integrated statutes within Fastcase are on the left and have check boxes next to each jurisdiction's name. Select the jurisdiction(s) you want to search by clicking on the check box. On the right is a list of hyperlinks that lead to our non-integrated content.

Select Statutes

Current Editions:

<input type="checkbox"/> United States Code	<input type="checkbox"/> Kansas	<input type="checkbox"/> North Dakota
<input type="checkbox"/> Alabama	<input type="checkbox"/> Kentucky	<input type="checkbox"/> Oklahoma
<input type="checkbox"/> Alaska	<input type="checkbox"/> Louisiana	<input type="checkbox"/> Oregon
<input type="checkbox"/> Arizona	<input type="checkbox"/> Maine	<input type="checkbox"/> Rhode Island
<input type="checkbox"/> Arkansas	<input type="checkbox"/> Maryland	<input type="checkbox"/> South Carolina
<input type="checkbox"/> California	<input type="checkbox"/> Massachusetts	<input type="checkbox"/> South Dakota
<input type="checkbox"/> Colorado	<input type="checkbox"/> Michigan	<input type="checkbox"/> Tennessee
<input type="checkbox"/> Connecticut	<input type="checkbox"/> Minnesota	<input type="checkbox"/> Texas
<input type="checkbox"/> Delaware	<input type="checkbox"/> Missouri	<input type="checkbox"/> Utah
<input type="checkbox"/> District of Columbia	<input type="checkbox"/> Montana	<input type="checkbox"/> Vermont
<input type="checkbox"/> Florida	<input type="checkbox"/> Nebraska	<input type="checkbox"/> Virginia
<input type="checkbox"/> Georgia	<input type="checkbox"/> Nevada	<input type="checkbox"/> Washington
<input type="checkbox"/> Hawaii	<input type="checkbox"/> New Hampshire	<input type="checkbox"/> West Virginia
<input type="checkbox"/> Idaho	<input type="checkbox"/> New Jersey	<input type="checkbox"/> Wisconsin
<input type="checkbox"/> Illinois	<input type="checkbox"/> New Mexico	
<input type="checkbox"/> Indiana	<input type="checkbox"/> New York	
<input type="checkbox"/> Iowa	<input type="checkbox"/> North Carolina	

Archived Editions

Search State Websites
Some states (and commercial publishers) claim copyright on their statute collections. We link to the official legislative websites for these states and some other resources here:

[Arkansas Acts](#)

[Mississippi](#)

[Ohio](#)

[Pennsylvania](#)

[Wyoming](#)

Regulations, constitutions and court rules

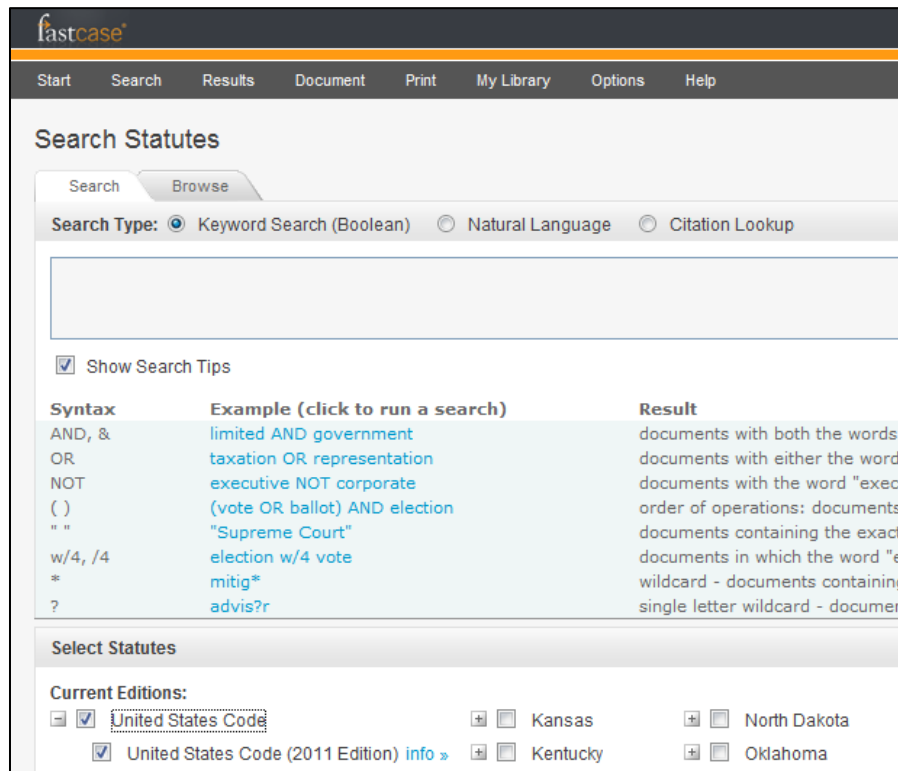
Click on the bolded hyperlinks to select content that is integrated and searchable within Fastcase. Non-bolded hyperlinks lead to the official versions of non-integrated content, which are not searchable within Fastcase.

Court Rules		
Federal	Virginia Eastern Dist. Court	Missouri
1st Circuit	Virginia Western Dist. Court	Montana
2nd Circuit	State	N
3rd Circuit	A	Nebraska
4th Circuit	Alabama	Nevada
5th Circuit	Alaska	New Hampshire
6th Circuit	Arizona	New Jersey
7th Circuit	Arkansas	New Mexico
8th Circuit	Arkansas Code of Judicial Conduct	New York
9th Circuit	Arkansas Rules of Professional Conduct	NM Dist. Court
North Carolina Eastern Dist. Court	C	North Carolina
North Carolina Middle Dist. Court	California	North Carolina Appellate Court Rules
North Carolina Western Dist. Court	Colorado	North Dakota
10th Circuit	Connecticut	O
11th Circuit	D	Ohio
D.C. Circuit	Delaware	Oklahoma
Federal Circuit	District of Columbia	Oregon
Federal Rules of Appellate Procedure	F	Oregon Supplementary Local Rules
Federal Rules of Bankruptcy Procedure	Florida	Oregon Uniform Trial Court Rules
Federal Rules of Civil Procedure	G	P

Search within a Statute, Regulation, Constitution or Court Rule

Search within the document set that you selected by keyword, natural language, or citation, just as you would search for caselaw.

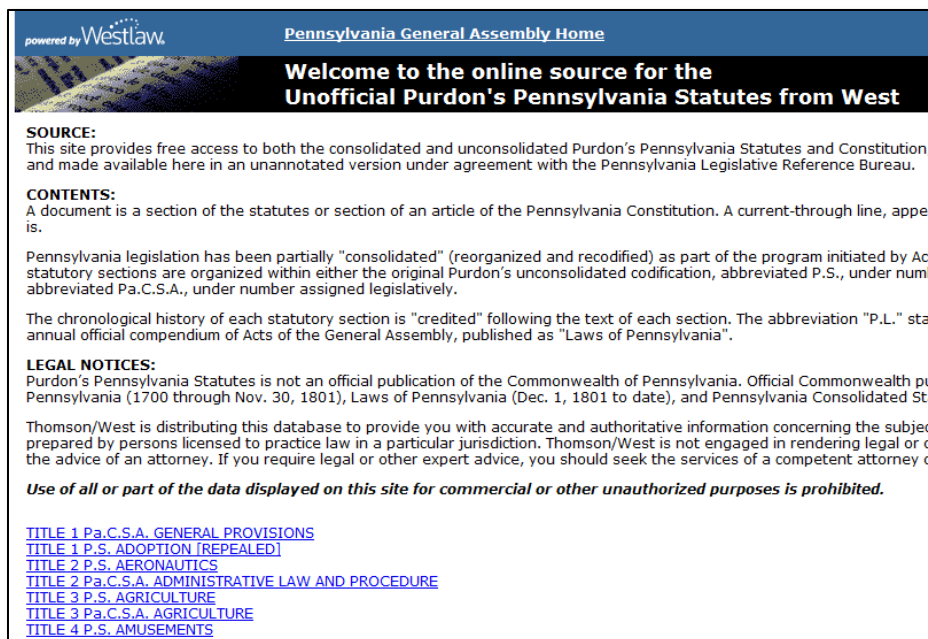
- Here, the [United States Code](#) has been selected and the search terms can be entered into the search box.



The screenshot shows the Fastcase website's search interface for statutes. At the top, there is a navigation bar with links for Start, Search, Results, Document, Print, My Library, Options, and Help. Below this is a search bar with a "Search" button and a "Browse" tab. The search type is set to "Keyword Search (Boolean)". Below the search bar, there is a checkbox for "Show Search Tips" which is checked. A table provides search syntax examples and their results. Below the table is a "Select Statutes" section with "Current Editions:" and a list of states including United States Code, Kansas, North Dakota, Kentucky, and Oklahoma.

Syntax	Example (click to run a search)	Result
AND, &	limited AND government	documents with both the words
OR	taxation OR representation	documents with either the word
NOT	executive NOT corporate	documents with the word "exec
()	(vote OR ballot) AND election	order of operations: documents
" "	"Supreme Court"	documents containing the exact
w/4, /4	election w/4 vote	documents in which the word "e
*	mitig*	wildcard - documents containing
?	adv?s	single letter wildcard - documen

By contrast, clicking on a jurisdiction's code that is not integrated within Fastcase, such as Pennsylvania, will lead you to an online version of that jurisdiction's code. This page is outside of Fastcase and does not have Fastcase search functionality. You may still be able to search the page using your browser's search function (CTRL+F) or another search engine on the page. Check with the administrator of the third-party site for more information.

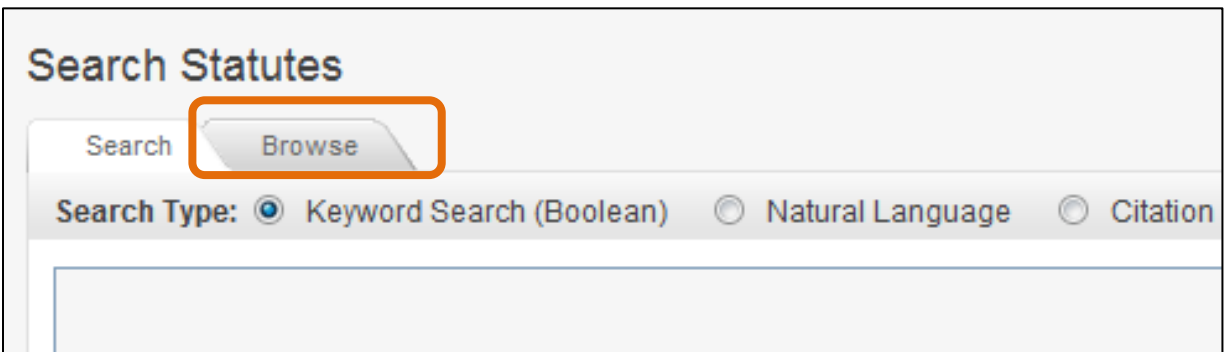


The screenshot shows the Pennsylvania General Assembly Home page. It features a header with "powered by Westlaw." and "Pennsylvania General Assembly Home". Below the header is a banner that reads "Welcome to the online source for the Unofficial Purdon's Pennsylvania Statutes from West". The main content area includes sections for "SOURCE:", "CONTENTS:", and "LEGAL NOTICES:". The "SOURCE:" section states that the site provides free access to both the consolidated and unconsolidated Purdon's Pennsylvania Statutes and Constitution, and made available here in an unannotated version under agreement with the Pennsylvania Legislative Reference Bureau. The "CONTENTS:" section explains that a document is a section of the statutes or section of an article of the Pennsylvania Constitution. The "LEGAL NOTICES:" section states that Purdon's Pennsylvania Statutes is not an official publication of the Commonwealth of Pennsylvania. At the bottom, there is a list of titles including "TITLE 1 Pa.C.S.A. GENERAL PROVISIONS", "TITLE 1 P.S. ADOPTION [REPEALED]", "TITLE 2 P.S. AERONAUTICS", "TITLE 2 Pa.C.S.A. ADMINISTRATIVE LAW AND PROCEDURE", "TITLE 3 P.S. AGRICULTURE", "TITLE 3 Pa.C.S.A. AGRICULTURE", and "TITLE 4 P.S. AMUSEMENTS".

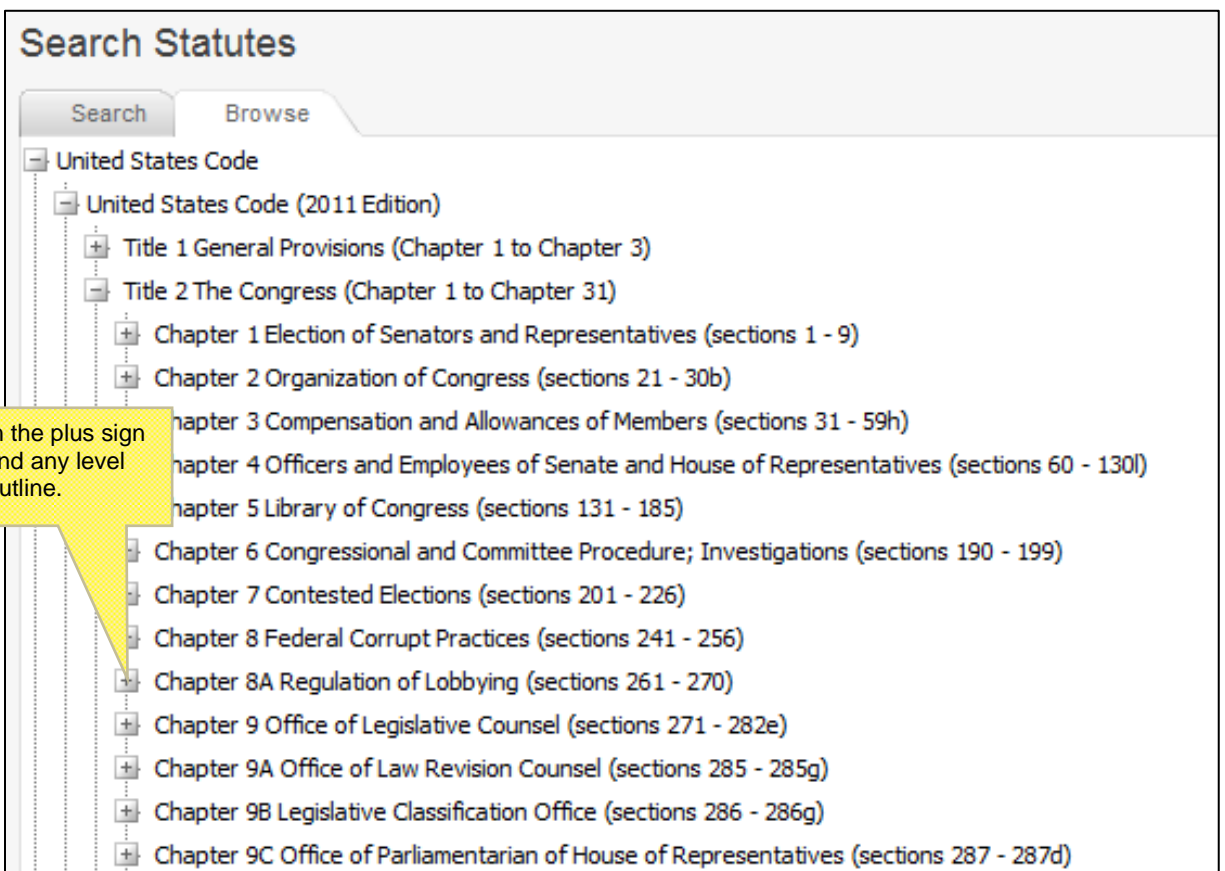
Browse Statutes Using Outline View

In addition to searching, Fastcase also allows you to browse the integrated codes in our Outline View format.

- To get started, go to the Search Statutes page, then click the tab labeled “Browse.”



- This will display the statute or code you selected in an expandable outline format.
- Click the plus sign to expand any level and scroll up and down to find the section you are looking for.



3 | VIEWING DOCUMENTS

View the Full Document Text

- After you successfully perform a search, you are taken to the results screen listing the search results based on your search query.
- To access the full text of a document from the search results list, click on the blue hyperlinked heading of the document.

Results Interactive Timeline

Jurisdiction: All Jurisdictions 1 to 20 of 82 results Print List of Results Print/Save Document

Relevance Case Decision Date Res

Forecite: Fastcase has identified 3 additional decisions that may be relevant to your research topic. Do not contain one or more of your search terms.

100%	Perlman v. Swiss Bank Corp., 195 F.3d 975 (7th Cir., 2000)	January 6, 2000
66%	2. Pibouin v. CA, Inc. (E.D.N.Y., 2012)	March 31, 2012

At last we reach the question that occupied central ground in the district court: did UNUM make an arbitrary or capricious decision? Both Perlman and the district court treat the central issue as whether UNUM correctly understood her abilities in relation to the demands of her job. If Swiss Bank had told Perlman that her performance was unsatisfactory, then these would indeed be the right questions; UNUM would have needed to determine whether the shortcomings were caused by medical conditions (and ...

- Your search terms will be highlighted in the text of the case.

Jurisdiction: All Jurisdictions 1 to 20 of 84 results Authority Check These results: 70 Entire database: 167 Highlight: all search terms Find: previous term [P], next term [N]. Navigate to the previous case, next case. Jump to the most relevant paragraph [M]. Print/Save Add to My Print Queue Add to My Favorites Email

1 Perlman v. Swiss Bank Corp., 195 F.3d 975 (7th Cir., 2000)

2 Pibouin v. CA, Inc., 867 F. Supp. 2d 315 (E.D.N.Y., 2012)

3 Pibouin v. CA, Inc. (E.D.N.Y., 2012)

4 Hughes v. Life Ins. Co. of North America, 112 F.Supp.2d 780 (S.D. Ind., 2000)

5 Robbins v. Millman USA Long Term Disability Ins. Plan, 1:02-CV-01635-JDT-TAB (S.D. Ind. 6/25/2003) (S.D. Ind., 2003)

6 Semien v. Life Ins. Co. of North America, 436 F.3d 805 (7th Cir., 2006)

7 Bartel v. Sun Life Assur. Co. of Canada, 536 F.Supp.2d 623 (D. Md., 2008)

8 Doe v. Mamsi Life and Health Ins. Co., 448 F.Supp.2d 179 (D.D.C., 2006)

9 Trustmark Insurance Company (Mutual) v. Schuchman, CAUSE No. 99-1081 C TK (S.D. Ind. 6/2/2003) (S.D. Ind., 2003)

10 Nunnery v. Sun Life Financial Distributors, Inc., 526 F.Supp.2d 862 (N.D. Ill., 2007)

11 Berg v. Bcs Financial Corp., 372 F.Supp.2d 1080 (N.D. Ill., 2005)

Perlman v. Swiss Bank Corp., 195 F.3d 975 (7th Cir., 2000)

employed Judith Perlman in Chicago as a lawyer until September 1994, when she was laid off. Perlman has serious medical conditions, including a chronic pain syndrome, which she has been treated for with medication and surgery. Perlman was diagnosed with a chronic pain syndrome in 1994, and she has been unable to work for a number of years. Perlman applied for disability benefits during that period. She took shorter leaves in 1994 and 1995, and she was diagnosed with a psychiatric disorder in 1995.

Page 977

assistance in coping with the stress caused by the accident and her medical conditions. But between September 1992 and September 1994 she worked full time. Swiss Bank was satisfied with her work, believes that she is physically and mentally able to continue, and contends that she quit for personal rather than medical reasons, seizing an opportunity to leave the labor force and move to the Wisconsin countryside.

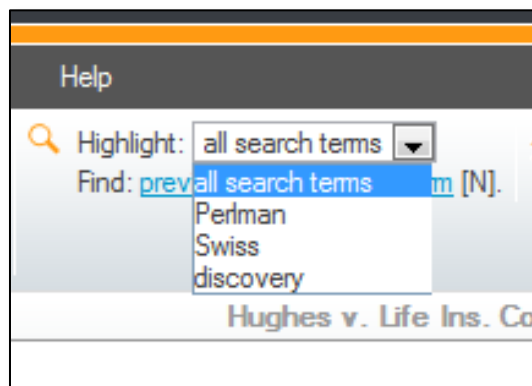
UNUM Life Insurance Company administers Swiss Bank's disability plan, a "welfare benefit plan" covered by ERISA. For short-term disability UNUM acts solely as an administrator; payment comes from Swiss Bank's accounts. For disability after the first 26 weeks UNUM is both administrator and insurer; it pays any award. Immediately after quitting, Perlman applied for short-term benefits. After seeking and obtaining additional medical records, UNUM said no: its letter states that the medical conditions documented in the information Perlman had provided "do not prevent you from performing the material duties of your occupation." Perlman appealed to a higher level of UNUM's staff but was unsuccessful. A letter in July 1995 explained: "We do not see a change in your medical condition which necessitated you to stop working. The records do not show a level of impairment which would restrict or limit you from performing the duties of your regular job given that you have worked with these conditions in the past."

Section 502(a)(1)(B) of ERISA, 29 U.S.C. sec. 1132(a)(1)(B), makes decisions of this kind reviewable in federal court, and Perlman asked the district judge to direct UNUM to pay both short- and long-term disability benefits. The court concluded that it was authorized to consider both short- and long-term claims, even though Perlman had sought only short-term benefits from UNUM, because an award of short-term benefits is a condition to receipt of long-term benefits; the parties disagree about whether Perlman is disabled, not the duration of any disability. 979 F. Supp. 726, 731 n.6 (N.D. Ill. 1997).

After stating that UNUM's decision was "arbitrary and capricious" because it failed to obtain the assistance of any outside experts, and did not perform a detailed study of Perlman's job duties, the judge directed UNUM to reconsider Perlman's application in light of the analysis in its opinion. Both sides have appealed—UNUM because it believes that its decision should have been sustained, Perlman because she believes that the court should have ordered UNUM to pay benefits without giving it an opportunity to compile a better record. A second set of cross-appeals concerns attorneys' fees. The district court held that Perlman is the prevailing party and ordered UNUM to pay \$44,020 under 29 U.S.C. sec. 1132(g)(1). 990 F. Supp. 1039 (N.D. Ill. 1998); UNUM now contends that an award of fees is impermissible until after the court has directed the ERISA plan to pay benefits; Perlman contends that \$44,000 is too low (it is only a third of her request).

- All of your search results will appear on the narrower panel on the left.

- If you want to highlight a particular search term, select the term from the “Highlight” drop-down menu.



Navigate Within a Document

Use the navigation toolbar to navigate within a document.

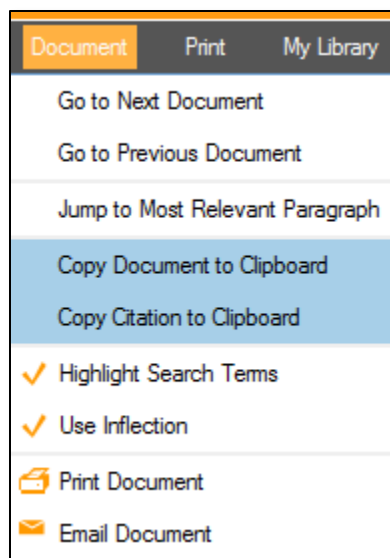


- Jump to the paragraph with the densest concentration of search terms by clicking the “[most relevant paragraph](#)” link.
Note: This feature is currently compatible with Internet Explorer, Google Chrome, and Mozilla Firefox.
- To search within your case, use your browser’s find command by pressing Ctrl + F.
- Jump to the next search term by clicking the “[next term](#)” link.
- Jump to the previous search term by clicking the “[previous term](#)” link.

Fastcase Tip: These options are also available under the “Document” menu.

Copy and Paste

If you are using Internet Explorer, Fastcase can help you save time drafting legal briefs and other pleadings with two handy copying tools.



- Copy the text of the document you are viewing to your clipboard by selecting “Copy Document to Clipboard” from the Document menu.
-Or-
- Copy the citation for the document you are viewing to your clipboard by selecting “Copy Citation to Clipboard” from the Document menu.
- Next, open the brief or pleading that you are working on in the appropriate word processing program (e.g., MS Word or Word Perfect).
- Then use your program’s paste function to paste the text into your document. If you are using MS Word, you can paste using the shortcut CTRL+V.

If you want to copy just a portion of a case, use our Copy Document Text feature.

- While in the case view, select the text you want to copy with your mouse.
 - Place your mouse at the beginning of the text you want to copy and click and hold the mouse button. Drag your mouse to the end of the selection and then release the button. The selected text will be highlighted in blue.
- A pop-up box will give you the choice of copying the text or copying the text with the case citation.

Page 333

not to be extended beyond its terms and provisions. [Weston v. Beverly](#), 10 Ga.App. 261(1), 73 S.E. 404; [Few v. Pou](#), 32 Ga.App. 620(2), 124 S.E. 372; [Hartsfield Co. v. Zakas Bakery](#), 50 Ga.App. 284, 177 S.E. 825.

Code Ann. § 46-805, authorizing a city, county or State official to be garnisheed, specifically states, 'And in no case shall judgment against said official * * * be entered by default, or on said answer, or in said garnishment proceedings, unless and until such assent and consent to said judgment is shown in said answer or in the trial of the garnishment case.' This language is clear and unambiguous and, in our opinion, can mean but one thing, and that is that no valid judgment can be rendered against such official until his assent and consent to said judgment is shown in his answer to the garnishment or in the trial of the garnishment case. This is what it says, and it is an elementary rule of construction that when a statute is clear and unambiguous it will be held to mean what it clearly expresses. [Barnes v. Carter](#), 120 Ga. 895, 898, 48 S.E. 387. Also see [Board of Tax Ass](#)

App. 629] [Decatur County v. Catledge](#), 173 Ga. 656, 160 S.E. 909; [Standard Oil Co. of Kentucky v. State](#) 171, 375, 176 S.E. 1. Where a statute is clear and unambiguous in its terms, a court does not have the right to interpret it differently from what it declares. The wisdom of the statute is a matter for consideration by the legislature. [Newberry v. State](#), 191 Ga. 334, 337, 12 S.E. 2d 355, and citations. It is only by the provisions of the act of 1945, amending the Code Ann. § 46-805, that the language of this Code Ann. § 46-805 has been amended. This language is clear and unambiguous and, in our opinion, can mean but one thing, and that is that no valid judgment can be rendered against such official until his assent and consent to said judgment is shown in his answer to the garnishment or in the trial of the garnishment case. This is what it says, and it is an elementary rule of construction that when a statute is clear and unambiguous it will be held to mean what it clearly expresses. [Barnes v. Carter](#), 120 Ga. 895, 898, 48 S.E. 387. Also see [Board of Tax Ass](#)

Copy Document Text [X]

Copy Text

Copy With Citation

- Next, open the brief or pleading that you are working on in the appropriate word processing program (e.g., MS Word or Word Perfect).
- Then use your program's paste function to paste the text into your document. If you are using MS Word, you can paste using the shortcut CTRL+V.
 - If you selected Copy With Citation, it will paste the text with the citation at the end.

ial * * * be entered by default, or on said answer, or in said garnishment proceedings, unless and until such assent and consent to said judgment is shown in said answer or in the trial of the garnishment case.' This language is clear and unambiguous and, in our opinion, can mean but one thing, and that is that no valid judgment can be rendered against such official until his assent and consent to said judgment is shown in his answer to the garnishment or in the trial of the garnishment case. This is what it says, and it is an elementary rule of construction that when a statute is clear and unambiguous it will be held to mean what it clearly expresses. [Barnes v. Carter](#), 120 Ga. 895, 898, 48 S.E. 387. Also see [Board of Tax Ass](#)

[Redwine v. Morgan](#), 88 Ga.App. 625, 77 S.E.2d 330 (Ga. App., 1953)}

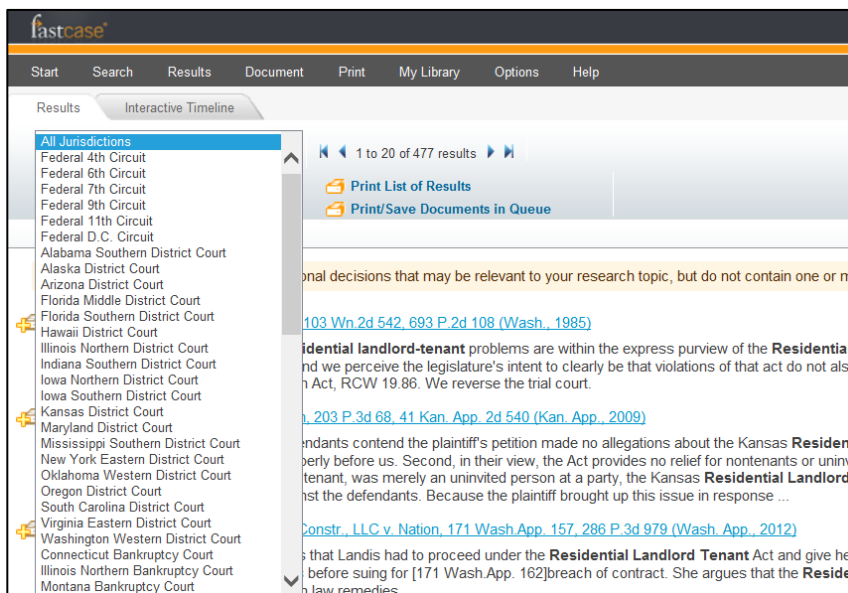
4 | CUSTOMIZING YOUR CASELAW SEARCH RESULTS

Cases

Fastcase gives you nearly complete control over the way your caselaw search results are displayed. You can filter your results by jurisdiction, sort your results six different ways, and determine how much summary information will be displayed about each case.

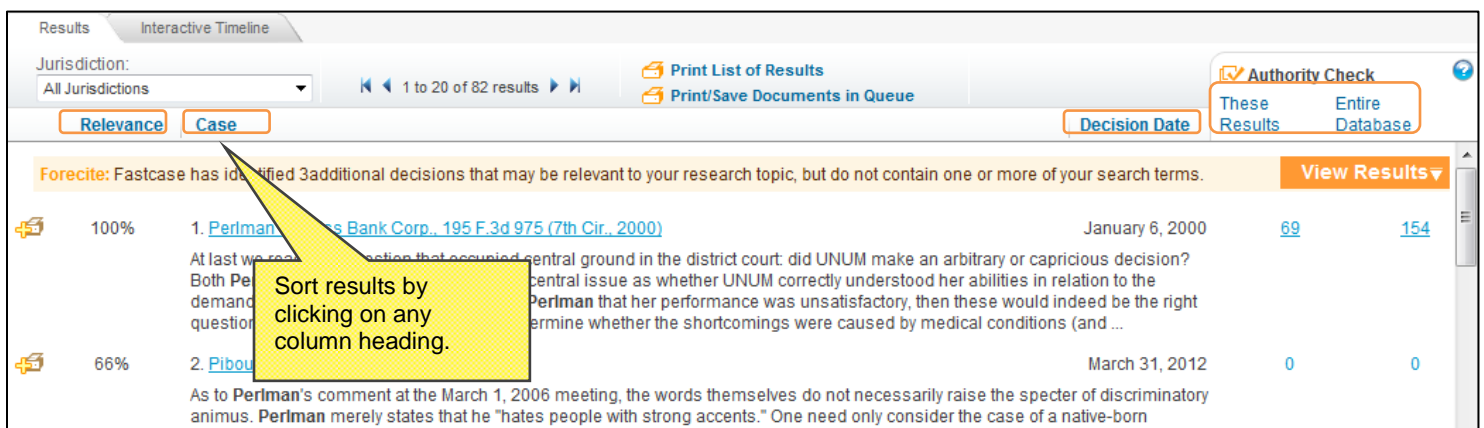
Filter Case Results by Jurisdiction

- Easily filter your results down to cases from one jurisdiction using the “Jurisdiction” dropdown menu.
- The menu will contain only jurisdictions that are represented in your search results.
- If you see a jurisdiction listed on the filter, there is at least one case associated with that jurisdiction in your search results.



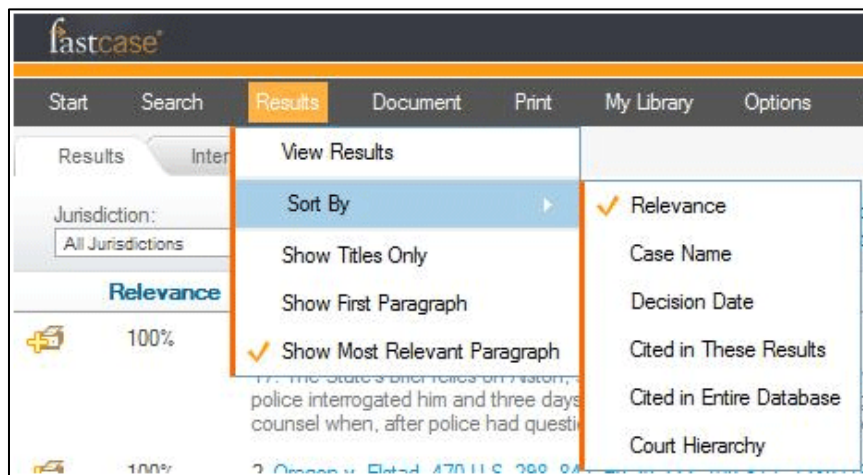
Sort Case Results to Suit Your Needs

- You have complete control over the way your search results are displayed. Choose the results view that is best suited to your research project by clicking on the heading for the column that you would like to sort by.



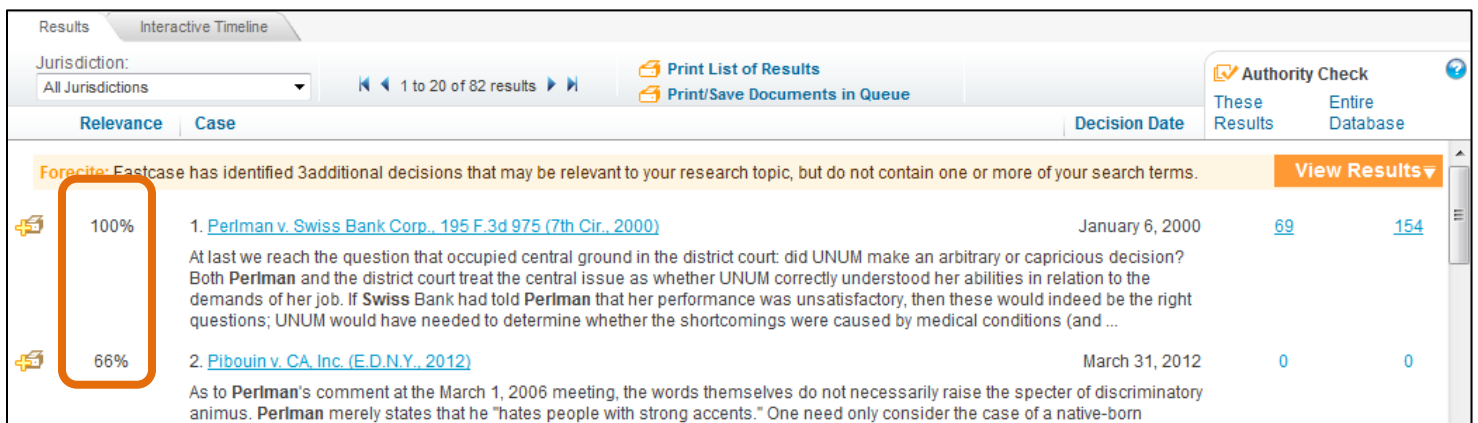
You may also make your sorting selection from the Results menu:

- To sort results by Relevance score, select “Relevance.”
- To sort in chronological order, select “Decision Date.”
- To sort in alphabetical order, select “Case Name.”
- To sort by the number of subsequent citations, select “Entire Database.”
- To sort by the number of subsequent citations within your search results, select “These Results.”
- To sort your cases in order of court hierarchy, select “Court Hierarchy.”



Fastcase Relevance Score

- Fastcase’s smart search technology assigns a relevance score (0%-100%) to each document in your search results based on the search terms used in the query.
- The score is displayed in the far left-hand column on the results page under the heading “Relevance.”
- The purpose of the Fastcase Relevance score is to tell you which documents on your list of search results are more likely to contain a substantive discussion of the search terms you entered. The higher the percentage, the more likely that the document contains a substantive discussion of the topic.
- By default, your search results will be displayed in the relevance score order (meaning the case with the highest relevance score is at the top of the list).

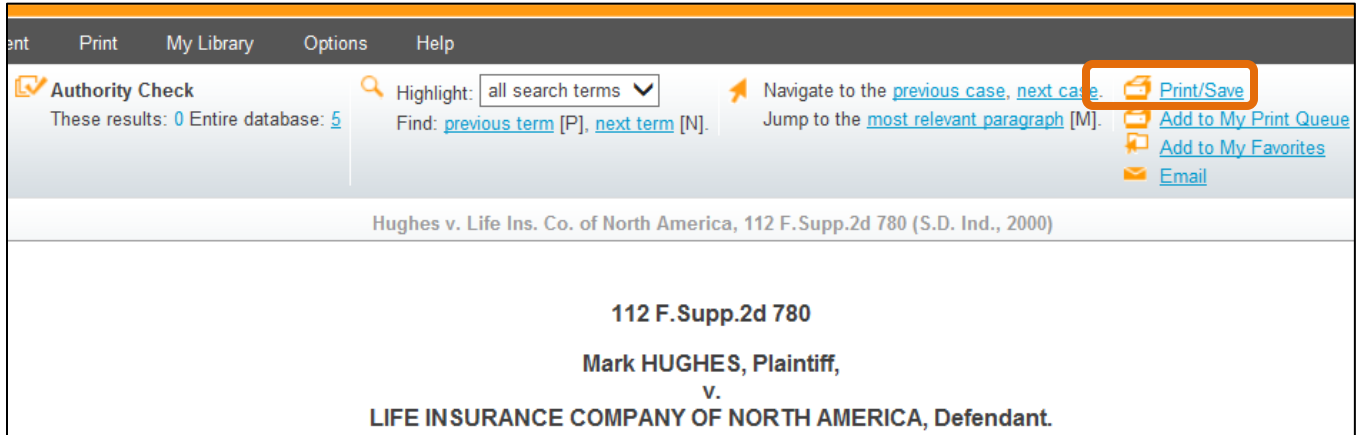


5 | PRINTING & DOWNLOADING DOCUMENTS

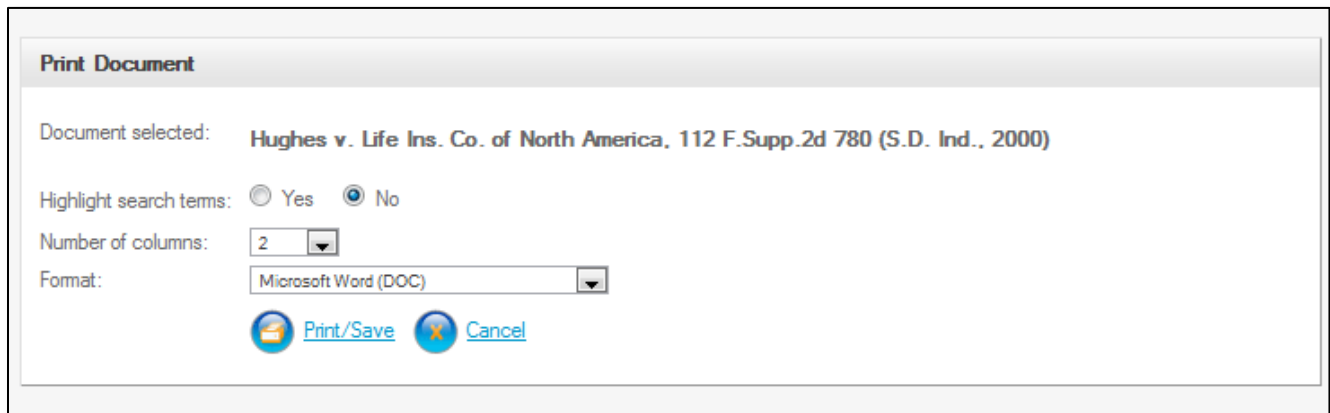
Fastcase gives you the ability to save and print clean, professional-looking documents in single- or dual-column format.

Printing a Single Document

- Click the [Print/Save](#) link on your toolbar.



- Make your formatting selections:
 - Choose whether to highlight search terms.
 - Choose single- or dual-column formatting.
 - Choose a file format: Microsoft Word (DOC), Adobe Acrobat (PDF), or Microsoft Word (RTF) (rich text file).



Fastcase Tip: WordPerfect users should select “Microsoft Word RTF.”

- Click the [Print/Save](#) link again. Your browser will begin to download the file onto your computer.
- Once the download is complete, open the file using the appropriate application for the file format you selected.
- Now you can print and/or save the file like any other document on your computer.

Email a Case

Fastcase allows you to email a document to any email address with just two clicks.

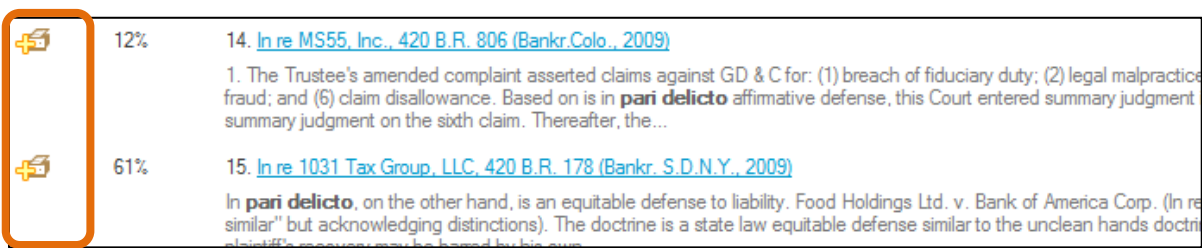
- Start by clicking on the [Email](#) link on the toolbar when you are viewing a document. This will bring you to the “Email Document” screen.





- Fastcase will auto-populate the addressee field with the email address associated with your account.
- Click in the box and type in the new address if sending to someone else.
- The document you selected will be sent in rich text format within the body of the email.
- **Note:** You can also download the case using the [Print/Save](#) button and then email it as an attachment.

Batch Retrieval and Printing Cases

- Batch printing allows you to download and print up to fifty documents as a single document.
- To add a case to your Print Queue from the results page, click on the printer icon to the left of the case.



	12%	14. In re MS55, Inc., 420 B.R. 806 (Bankr.Colo., 2009) 1. The Trustee's amended complaint asserted claims against GD & C for: (1) breach of fiduciary duty; (2) legal malpractice fraud; and (6) claim disallowance. Based on is in pari delicto affirmative defense, this Court entered summary judgment on the sixth claim. Thereafter, the...
	61%	15. In re 1031 Tax Group, LLC, 420 B.R. 178 (Bankr. S.D.N.Y., 2009) In pari delicto , on the other hand, is an equitable defense to liability. Food Holdings Ltd. v. Bank of America Corp. (In re similar" but acknowledging distinctions). The doctrine is a state law equitable defense similar to the unclean hands doctrine. Plaintiff's recovery may be barred by his own...

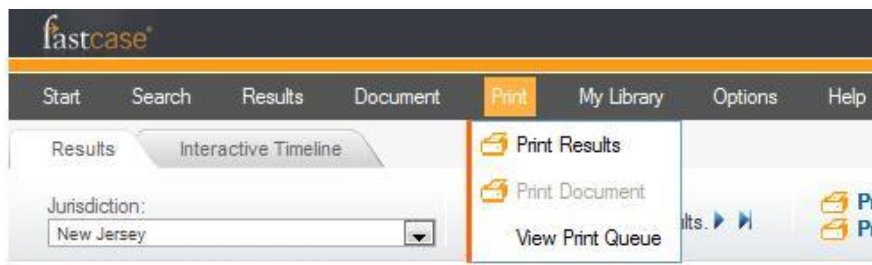


- When you click the printer icon, the plus sign will change to a minus sign. This means that the case has been added to your print queue.



- You can add up to 50 total documents to your print queue at a time.

- To print, select “View Print Queue” from the “Print” dropdown menu.

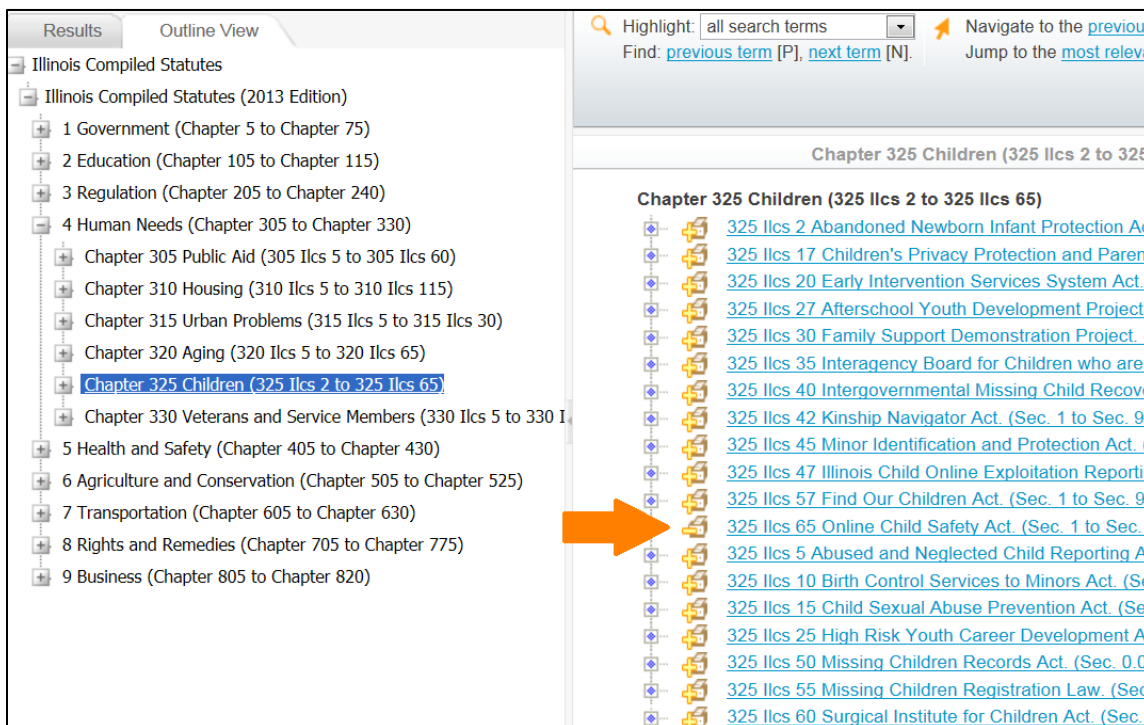


- You will have an opportunity to review the cases in your print queue. To remove a case from the queue, click the printer icon.
- Make your formatting selections, just as you would with a single case.
- Click the [Print/Save](#) link. Your browser will begin to download the file onto your computer.

Batch Printing Statutes

From the Outline View, click on the main group of statutes you want to print. Below in the Outline View for the Illinois Compiled Statutes, we selected 4 Human Needs, then clicked the plus sign to the left of the title to see it see the chapters contained in it. We then clicked on the title name – not the plus sign – Chapter 325 Children, to bring up the different sections within the chapter on the right hand side.

To add any of the sections to your print queue, just click the printer icon to the left of the individual statute. When the section has been added, the plus sign on the icon will turn into a minus sign. You can add up to 50 total documents to your print queue at a time.



To print the statutes, go back to the black menu bar and select Print, then View Print Queue. All of the individual statutes from the section you added will be in your queue.

Print Documents

Documents selected: **325 ILCS 65/1 Short title (Illinois Compiled Statutes (2013 Edition))** 

325 ILCS 65/5 Legislative intent (Illinois Compiled Statutes (2013 Edition)) 

325 ILCS 65/10 Applicability (Illinois Compiled Statutes (2013 Edition)) 

325 ILCS 65/15 Definitions (Illinois Compiled Statutes (2013 Edition)) 

325 ILCS 65/20 Parental controls required (Illinois Compiled Statutes (2013 Edition)) 

325 ILCS 65/25 Parental controls; availability; charge (Illinois Compiled Statutes (2013 Edition)) 

325 ILCS 65/99 Effective date (Illinois Compiled Statutes (2013 Edition)) 

Highlight search terms: Yes No

Number of columns: 

Format: 

 [Print/Save](#)  [Cancel](#)

- You will have an opportunity to review the statutes in your print queue. To remove a statute from the queue, click the printer icon.
- Make your formatting selections, just as you would with a single document.
- Click the [Print/Save](#) link. Your browser will begin to download the file onto your computer.

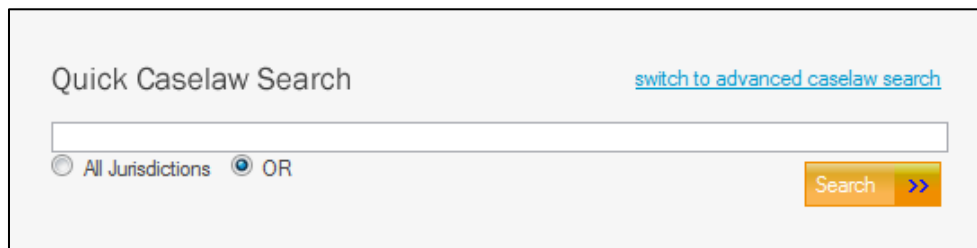
6 | PERSONALIZED FEATURES

Fastcase dynamically tracks what you are searching for and uses this information to tweak your user interface, with the goal of making your research more efficient. Fastcase also lets you set certain display preferences.

Recently Searched Jurisdictions

Fastcase tracks the jurisdictions you have selected for your searches in two places, making it easier to select your most frequently searched jurisdiction.

- The first time you search, there will be just one jurisdiction option under the Quick Caselaw Search box: “All Jurisdictions.”
- Once you have run a search where you narrowed your search by jurisdiction, the last jurisdiction you selected will start to appear.

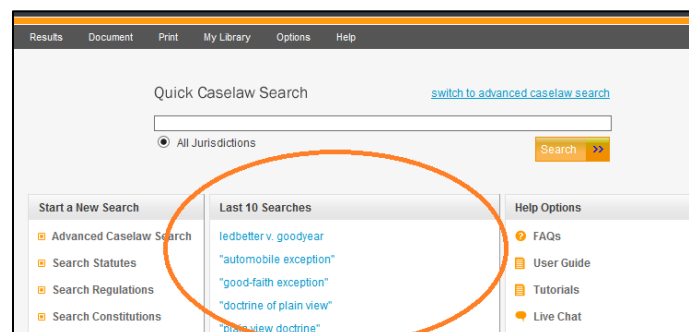


- Fastcase will also auto-populate the area of the Advanced Caselaw Search page labeled “Recently Searched Jurisdictions” with the last five jurisdictions that you have selected for your searches.



Last 10 Searches

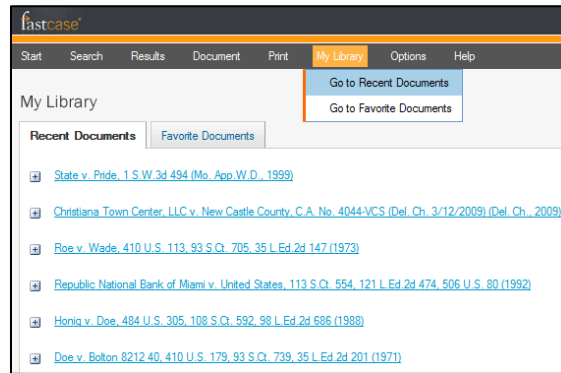
- You can find the last ten searches you performed on the Quick Caselaw Search page under the heading “Last 10 Searches.”
- The searches are listed according to the search terms you used
- If you click on any of the listed searches, you will be taken directly to the corresponding search results.



My Library

Recently Viewed Documents:

- Fastcase automatically tracks the last fifty documents that you have viewed and automatically stores them in your personalized library for easy access.
- To retrieve the fifty most recent documents you viewed, select “Go to Recent Documents” from the “My Library” menu.



Favorite Documents:

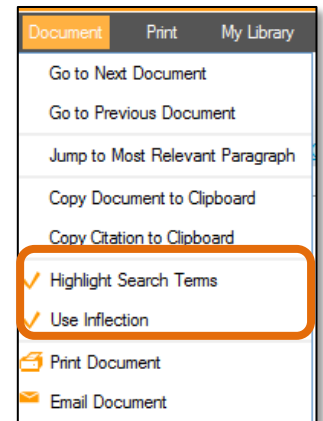
- Fastcase allows you to save up to fifty documents for later reference.
- To save a document, click the “[Add to My Favorites](#)” link on toolbar at the top right.
- To retrieve your saved documents, select “Go to Favorite Documents” from the menu.

Highlighting Search Terms

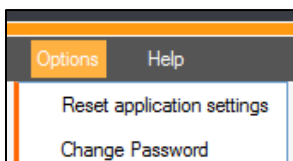
- By default, Fastcase highlights each of your search terms when you view the full text of a document. But you can turn highlighting off by clicking “Highlight Search Terms” from the “Document” menu.
- “Use Inflection” is another option on the “Document” menu and it also controls the highlighting function. When “Use Inflection” is enabled, regular plural forms of your search terms will be highlighted as well. For example, if one of your search terms is “vehicle,” the word “vehicles” will be highlighted as well.

Note: This feature is currently compatible with Internet Explorer, Google Chrome, and Mozilla Firefox.

- Once you activate these features, they will remain active for future searches until you deactivate them.



Reset Preferences



- To clear the personalization settings for your account, select “Reset Application Settings” from the Options menu. This will clear your “Favorite Documents,” and “Recently Searched Jurisdictions,” and it will return the highlighting feature to its default settings. Your “Last 10 Searches” or your “Recently Viewed Documents” will not be cleared.

7 | USING AUTHORITY CHECK

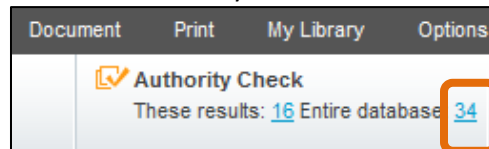
Overview

Authority Check is Fastcase's integrated citation analysis tool. You can use Authority Check in many ways, including:

- To generate a list of later citing cases to find related authority on your topic.
- To prioritize your research by identifying the most frequently cited cases within your list of results.

Generate a List of Later Citing Cases

- Start by pulling up the case you are interested in. Make sure you are on the page with the full text of the case.
- The hyperlinked "Entire database" number under the Authority Check heading (top left side) corresponds to the number of times the case has been cited in the Fastcase database.
- Click on the hyperlinked "Entire database" number to generate the Authority Check Report with a list of later citing cases. The report will load in a new tab or window within your browser.



Authority Check Report Generated on January 16, 2013

Cloughton v. Cloughton, 393 So.2d 1061 (Fla., 1980) [view document](#) [Print Report](#)

Authority Check is an automated system that identifies later-citing cases, but it is not a citator, and does not include editorial information telling you whether your case is still good law.

Interactive Timeline

Vertical axis: Court Level (dropdown), what's this?

US Supreme Court
Federal Appellate
District & Bankruptcy
State

1981 1985 1989 1993 1997 2001 2005

Legend: Cites in entire case law database

Citation Summary

Total number of times this case has been cited:	34
Cited by federal appellate cases:	0
Cited by state cases:	33
Cited by district court cases:	0
Cited by bankruptcy court cases:	1
Decision date of most recent cite:	June 11, 2008

Jurisdiction: All Jurisdictions (dropdown)

Citing Cases

1 to 34 of 34 results

1. [Linthroth v. Dorgan, 2 So.3d 305 \(Fla. App., 2008\)](#) June 11, 2008
...recipient of the alimony remarries. See *Carlton v. Carlton*, 87 Fla. 460, 100 So. 745 (1924) ("As the divorced wife has married, she is not entitled to alimony or maintenance and support."); *Cloughton v. Cloughton*, 393 So.2d 1061 (Fla. 1980) ("[T]emporary alimony payments which had been established by previous court [2 So.3d 312] order were terminated by the remarriage. Also barred is any facet of periodic or lump sum alimony which is predicated on the need to support the wife."); *Friedman v. Schneider*, 52 So.2d 420 (Fla. 1951) ("Where the periodic payments represent only...- 2. [Efron v. Efron, 813 So.2d 209 \(Fla. App., 2002\)](#) April 3, 2002
...distribution and permanent alimony are resolved. As an illustration, in a divorce proceeding it will sometimes happen that a

Scroll down to "Citing Cases" for a list of hyperlinked later citing cases.

Use the jurisdiction filter to focus on later citing cases from your jurisdiction.

Authority Check is not a citator; it does NOT include editorial information telling you whether a case is still good law and it does NOT check for subsequent cases overruling your case.

We recommend that you use an editorial citator such as Shepard's (via Lexis-Nexis) or KeyCite (via Westlaw) that indicates whether a case is still good law.

Identify Frequently Cited Cases

- On the results page, the number to the right of each case under the Authority Check heading corresponds to the number of times the case has been subsequently cited in other cases.

Case	Decision Date	These Results	Entire Database
1. District of Columbia v. Heller, 128 S. Ct. 2783, 171 L. Ed. 2d 637 (2008) <small>It is particularly wrongheaded to read Miller for more than what it said, because the case did not even purport to be a thorough examination of the Second Amendment. JUSTICE STEVENS claims, post, at 42, that the opinion reached its conclusion "[a]fter reviewing many of the same sources that are discussed at greater length by the Court today." Not many, which was not entirely the Court's fault. The recordist made no appearance in the case, neither filing a brief nor appearing at oral</small>	June 26, 2008	94	142

- Sort the most frequently cited cases overall to the top of the list by clicking on the heading, “[Entire Database.](#)”
- Sort the cases most frequently cited by other cases in your search results to the top of the list by clicking on the heading, “[These Results.](#)”

Identify Negative Citation History

The *Bluebook* requires that courts indicate negative history of cases cited within opinions. The Fastcase “Bad Law Bot” takes advantage of this data by using algorithms to find these negative citation histories, then flags those cases and provides links to those cases.

Here, we looked up *Ohio v. Roberts*, 448 U.S. 56. Note the red flag next to the case name, indicating negative citation history for the case.

fastcase® Fastcase Home | Contact Info | Help and Support | Logout

Start Search Results Document Print My Library Options Help

Results Interactive Timeline

Jurisdiction: All Jurisdictions 1 to 1 of 1 results Search Within Print List of Results Print/Save Documents in Queue Authority Check

Relevance	Case	Decision Date	These Results	Entire Database
100%	1. Ohio v. Roberts, 448 U.S. 56, 100 S.Ct. 2531, 65 L.Ed.2d 597 (1980)	June 25, 1980	0	3,606

This case presents issues concerning the constitutional propriety of the introduction in evidence of the preliminary hearing testimony of a witness not produced at the defendant's subsequent state criminal trial...

Once you click through to *Roberts*, you'll also notice that there's a red flag in the Authority Check area.

fastcase®

Start Search Results Document Print My Library Options Help

Jurisdiction: All Jurisdictions 1 to 1 of 1 results Authority Check

These results: 0 Entire database: 3,606

Negative treatment indicated

Highlight: all search terms Find: previous term [P], next term [N]

1	Ohio v. Roberts, 448 U.S. 56, 100 S.Ct. 2531, 65 L.Ed.2d 597 (1980)	Ohio v. Roberts, 448 U.S. 56, 100 S.Ct. 2531,
---	---	---

To see the cases that indicate negative citation history for *Roberts*, simply click on the Negative Treatment Indicated link and the Authority Check report will open in a new tab.

Here's what the Authority Check report looks like for *Roberts*.

Authority Check Report Generated on April 23, 2013

 **Ohio v. Roberts, 448 U.S. 56, 100 S.Ct. 2531, 65 L.Ed.2d 597 (1980)** [view document](#)  [Print Report](#)

Authority Check is an automated system that identifies later-citing cases, but it is not a citator, and does not include editorial information telling you whether your case is still good law.

Interactive Timeline

Vertical axis: **Court Level** [what's this?](#)

US Supreme Court
Federal Appellate
District & Bankruptcy
State



Legend ● Cites in entire case law database

Citation Summary

Total number of times this case has been cited:	3,606
Cited by federal appellate cases:	742
Cited by state cases:	2,516
Cited by district court cases:	345
Cited by bankruptcy court cases:	3
Decision date of most recent cite:	April 11, 2013

Bad Law Bot Beta! - what other courts have said about this case

When a court cites a case that has been overturned or reversed (even on other grounds), the Bluebook requires that the court indicate the negative history right there in the citation. Bad Law Bot reads through the citations in Fastcase, identifying this kind of negative "signal information" in citations. It then reports what other courts have said about this case when citing it, flagging negative history reported by the courts. The full list of citing cases is below. [More »](#)

[Fowler v. Branker \(W.D.N.C., 2013\)](#) March 26, 2013

▶ Negative treatment indicated in this case
...him." Crawford v. Washington, 541 U.S. 36, 42 (2004). For the admission of an out-of-court hearsay statement to meet the requirements of the Confrontation Clause, the prosecution must demonstrate that the declarant is unavailable, and the statement itself bears adequate "indicia of reliability." Ohio v. Roberts, 448 U.S. 56, 65-66 (1980), **abrogated by Crawford v. Washington, 541 U.S. 36, 53-54 (2004)**.⁹ The admissibility of Shah's statements was the subject of an extensive pre-trial hearing. Fowler, 548 S.E.2d at 693. Sergeant Anselmo and Investigator Fish each testified that hePage...

[Stanton v. Janda \(E.D. Cal., 2013\)](#) March 1, 2013

▶ Negative treatment indicated in this case
of the confrontationPage 44requirement unless the prosecution establishes that it has made a good faith effort to obtain the witness's presence at trial, but the witness remains unavailable despite resort to available processes, such as the Uniform Act. Barber v. Page, 390 U.S. 719, 723-24 (1968); Ohio v. Roberts, 448 U.S. 56, 74 (1980), **overruled on another ground, Crawford v. Washington, 541 U.S. 36**. The extent of efforts which the prosecution must undertake to produce a witness is a question of reasonableness. Ohio v. Roberts, 448 U.S. at 74. Thus, where it is greatly improbable that a...

[405 Condo Assocs. LLC v. Greenwich Ins. Co. \(S.D.N.Y., 2012\)](#) December 24, 2012

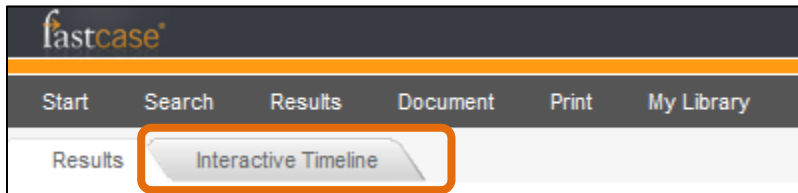
Bad Law Bot finds negative citation history by taking all the cases that have cited *Roberts* and examining how they've cited to *Roberts*. If a court has negatively cited to *Roberts*, Bad Law Bot will link you to that case. Keep in mind that Bad Law Bot determines negative case history by using algorithms, and that it is not intended to be a complete replacement for a full editorial citator or for reading all later-citing cases. A red flag means that there's likely negative treatment, since a court has said as much by their use of a negative citation, but no red flag does not necessarily mean that a case is still good law. If a case has been overturned but no court opinion has cited to it yet, Bad Law Bot won't be able to find any citation signal information.

8 | USING THE INTERACTIVE TIMELINE

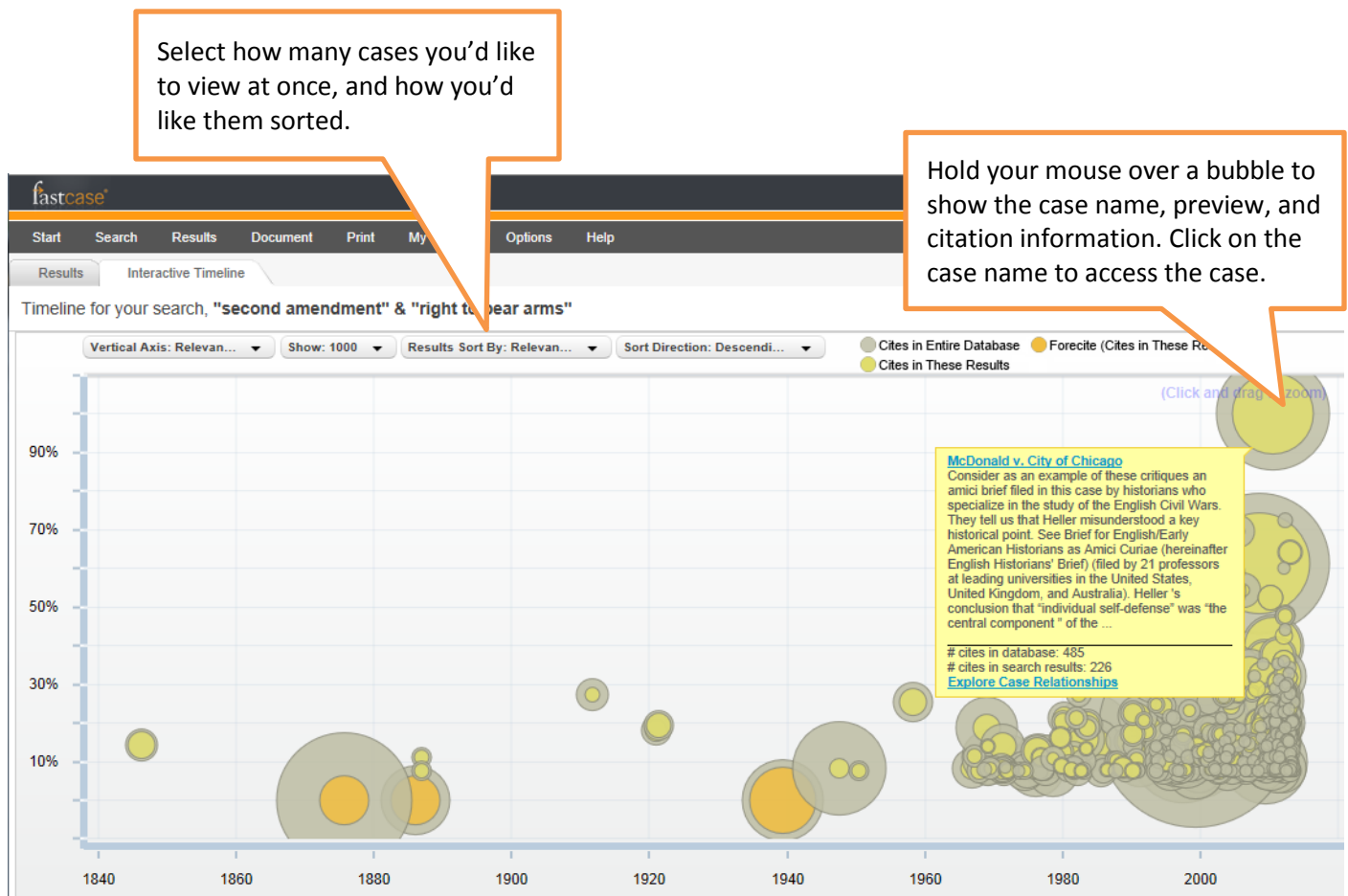
The Interactive Timeline is a powerful data visualization tool unique to Fastcase. By allowing you to view up to four different attributes of each case at a time, your search results jump off the page.

Reading the Timeline

- To access the Interactive Timeline, start by running a search and viewing your list of search results. On the results page click the “Interactive Timeline” tab at the top of the screen.



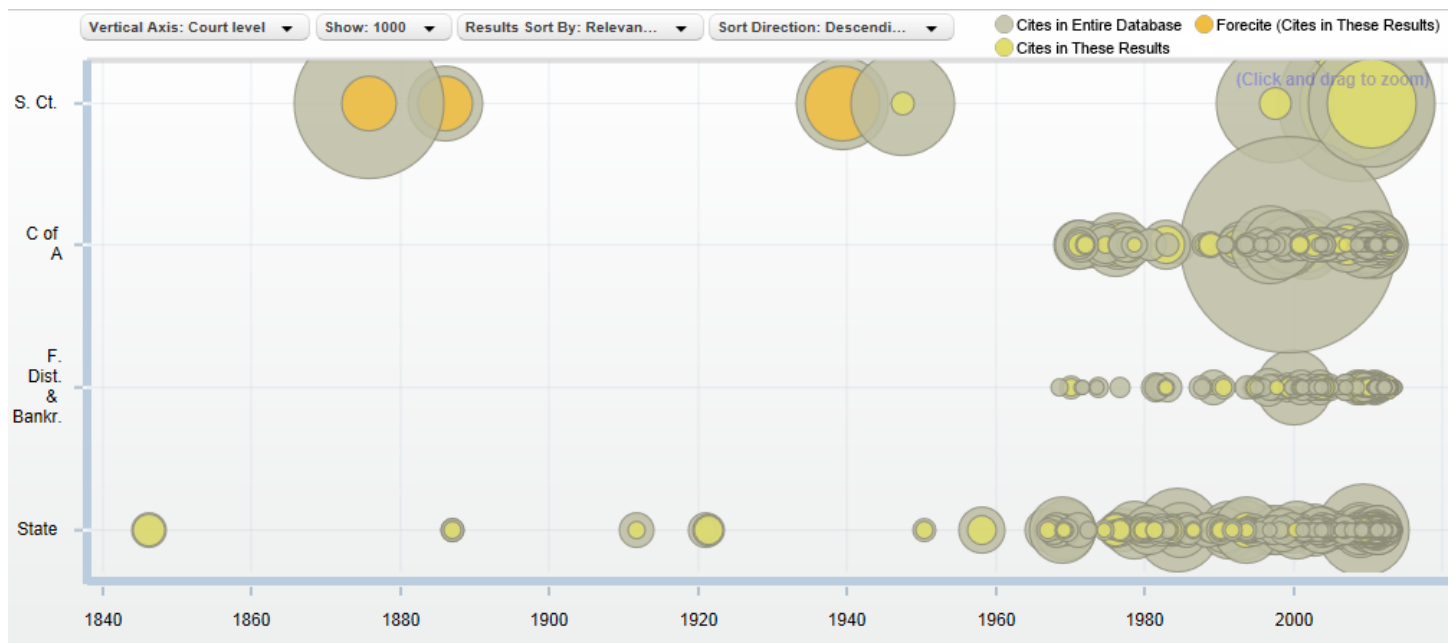
- The timeline will open on your screen. By default, your timeline will open in **Relevance View**:
- Each case in your search results is represented on the Interactive Timeline by a gray circle.
- The Interactive Timeline tells you at least four things about each case:
 - The date of each decision (x-axis).
 - The Relevance score of each decision (y-axis).
 - The number of times each case was cited overall (diameter of gray circles)
 - The number of times each case was cited for your search terms (diameter of gold circles).



- You can switch to **Court Level View** by selecting “Court Level” from the “Vertical Axis” filter.



- This time, your timeline will look something like the image below:



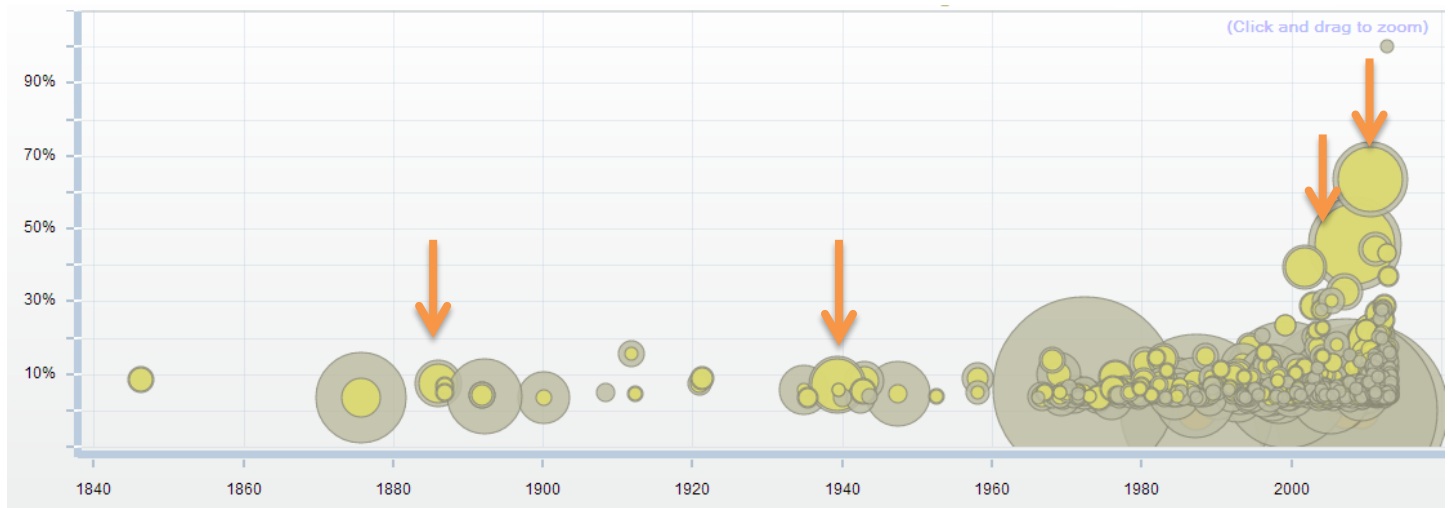
- Now you can see the court level of each decision (y-axis).

Identifying Authoritative Cases

By illustrating how relevant each case is based on your search terms, how many times each case has been cited by subsequent cases, the Interactive Timeline quickly identifies seminal and authoritative cases.

- For the best results, first make sure that you are in **Relevance View**.
- Then look for cases with large diameters that appear towards to the top of the page since frequently cited cases with high relevance scores are the most likely to be authoritative.

- Here is an illustrative example: if you perform a keyword search for “second amendment” & arms, and open the Interactive Timeline in Relevance View, you will see something that looks like this:



- It is easy to spot authoritative cases on the timeline – look for circles with large gold and gray diameters as well as circles that appear higher up than other contemporaneous cases.
- On the timeline pictured above, these four cases – all key Second Amendment decisions – stand out.

From left to right:

- 1 Presser v. Illinois, 116 U.S. 252 (1886).
- 2 United States v. Miller, 307 U.S. 174 (1939).
- 3 District of Columbia v. Heller, 554 U.S. 290 (2008).
- 4 McDonald v. City of Chicago, 130 S. Ct. 3020 (2010).

- The timeline also illustrates the nearly seventy-year gap in Second Amendment cases presented to the Supreme Court as well as the surge of Second Amendment lawsuits in the last forty years.

Fastcase Tip: Access the Interactive Timeline from Authority Check, too. When viewing an Authority Check report, the Interactive Timeline is minimized so it takes up less room. Click the arrow in the top-right corner to maximize and view the timeline.

9 | USING FORECITE

When you perform a keyword search on Fastcase, Forecite goes the extra mile and identifies important cases that can easily be missed by ordinary keyword searches. Forecite enhances your ordinary search result by carefully and comprehensively analyzing the citation structure of each case in your results list. It looks for decisions that are frequently cited by other decisions in your search results but do not contain all of your search terms. Forecite will notify you of these additional cases at the top of the results page.

- Start by performing a keyword search.
- On the results screen, a light orange banner will notify you if Forecite has found additional results based on your search results.
- Clicking on the arrow at the top right hand side will expand the Forecite results. Clicking the case name will open the full text of the case.

Jurisdiction: All Jurisdictions 1 to 20 of 1,000 results [Print List of Results](#) [Print/Save Documents in Queue](#) [Authority Check](#)

Relevance Case Decision Date These Results Entire Database

Forecite: Fastcase has identified 3 additional decisions that may be relevant to your research topic, but do not contain one or more of your search terms. [View Results ▲](#)

				Cited Within	Cited Generally
+	Miranda v. State of Arizona Vignera v. State of New York Westover v. United States State of California v. Stewart 8212 761, 584, 384 U.S. 436, 86 S.Ct. 1602, 16 L.Ed.2d 694, 10 A.L.R.3d 974 (1966)		June 13, 1966	90	36,672
+	Oregon v. Elstad , 470 U.S. 298, 84 L.Ed.2d 222, 105 S.Ct. 1285 (1985)		March 4, 1985	47	1,676
+	Missouri v. Seibert , 542 U.S. 600, 159 L.Ed.2d 643 (2004)		June 28, 2004	34	639

[Expand all results](#) [What's Forecite?](#) Patent Pending

32%	1. Rodriguez v. State (Tex. App., 2012)	October 4, 2012	0	0
rights." Appellant signed exhibit fifty-two. When defense counsel asked Corporal Casas, "[D]id he [appellant] indicate to you not only that he had read them [Miranda warnings], but that he had understood them?", he said, "Yes. . . . He acknowledged that he understood them." When defense counsel asked him, "[D]id he [appellant] initial by each and every one of those Miranda Warnings?", he said, "Yes, he did." When asked, "[A]fter the defendant was read his Miranda Warnings and indicated that he...				
24%	2. State v. Cruz (Ariz. App., 2012)	September 28, 2012	0	0
¶7 Second, Cruz also has failed to establish that the trial court abused its discretion in refusing to suppress his first statement. A police officer has authority to detain and question a person without administering Miranda warnings if the officer has a reasonably articulable suspicion of criminal activity. State v. Pettit, 194 Ariz. 192, ¶ 15, 979 P.2d 5, 8 (App. 1998). Miranda warnings are only required once a person is subjected to "custodial interrogation." Miranda, 384 U.S. at...				
29%	3. Mbuqua v. Thaler (S.D. Tex., 2012)	September 26, 2012	0	0
Petitioner argues that the facts of this case are "materially indistinguishable" from the facts in Missouri v. Seibert, 542 U.S. 600 (2004), where police used a "question first, warn later" interrogation tactic. (Docket Entry No.21, page 5). The facts of Seibert, however, are markedly distinguishable from the present case. Patrice Seibert was awakened at 3:00 a.m. by a police officer at the hospital where her son was being treated for burns from a fire, in which her disabled son had died...				

- Once you've clicked on the case, you can add the results to your print queue and generate an Authority Check report for each decision.

10 | TRANSACTIONAL SEARCH OPTIONS

Newspapers, Legal Forms, and Federal Filings

Fastcase also provides access to a newspaper archive, legal forms, and federal filings through our business partners. These transactional search options can be found under the “Search” menu. Please be advised that there are additional charges for accessing documents using these transactional search services from our partners.

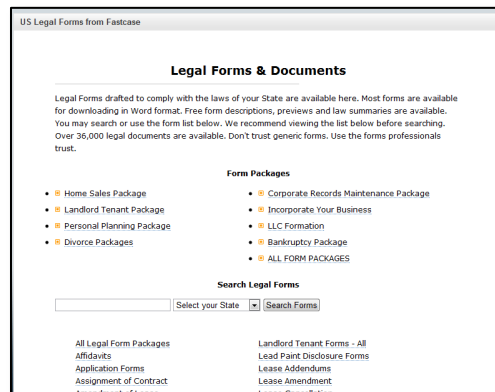
Search newspapers on NewsLibrary.com.

For help searching NewsLibrary, email their customer support team at newslibrary@newsbank.com.



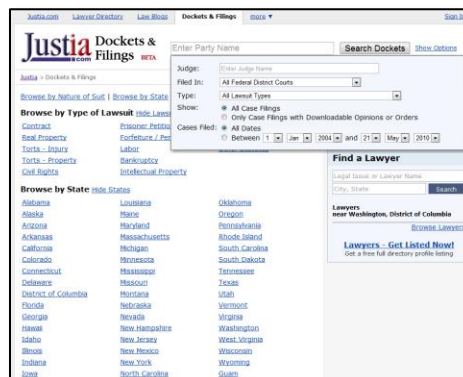
Search legal forms on U.S. Legal Forms.

For help searching U.S. Legal forms, call their customer support team at (877) 389-0141.



Search federal filings on Justia.com.

For help searching Justia, call their Filings & Dockets team at (650) 810-1994.



11 | ADDITIONAL ASSISTANCE

Customer Support

All Fastcase subscribers enjoy access to unlimited customer support. Our customer support hours are from 8am to 8pm Eastern time, Monday through Friday, excluding holidays. Whether you have a technical question or need research assistance, we're here to help.

Call us at **1-866-773-2782**, email us at support@fastcase.com, or use the LiveChat feature located on our website.

Training Videos

Access our library of training videos at any time at www.fastcase.com/video. Our video tutorials cover the basics of researching on Fastcase and address frequently asked questions.

Online Webinars

Sign up for one of our free, live online webinar training sessions. We offer webinars throughout the year. For a complete webinar schedule and online registration, visit www.fastcase.com/webinars.

Reference Guides

Check out our FAQs and reference guides on how to use Fastcase. View them once, download them to your computer, or print them for later reference when you have a question.

Our FAQs: www.fastcase.com/faq

Full User Guide: www.fastcase.com/wp-content/uploads/2013/08/User-Guide.pdf

Quick Reference Guide: www.fastcase.com/wp-content/uploads/2013/08/Quick-Reference.pdf